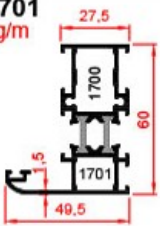
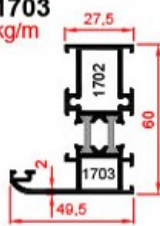
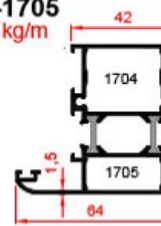
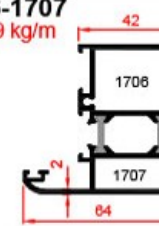
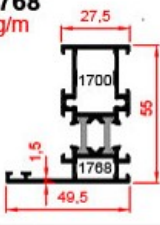
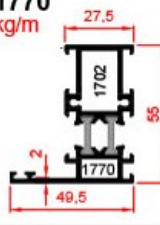
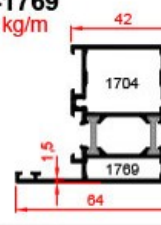
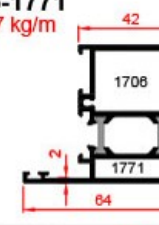
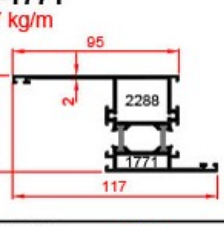
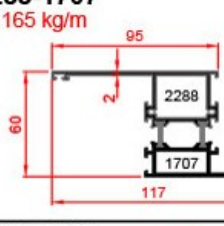
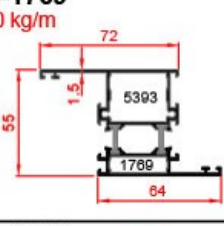
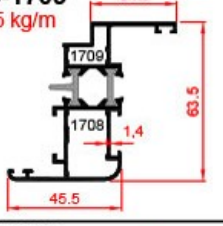
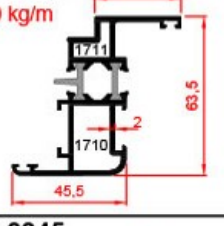
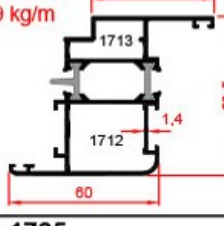
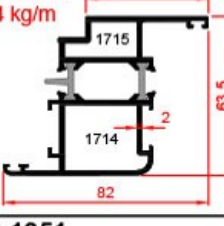
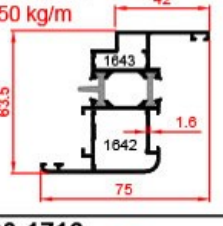
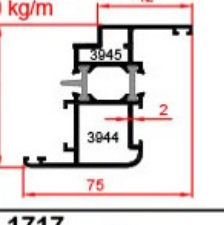
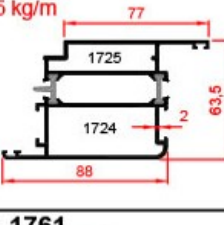
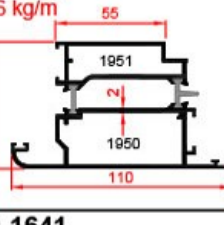
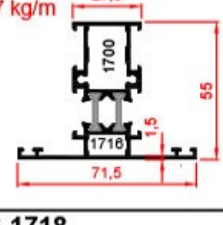
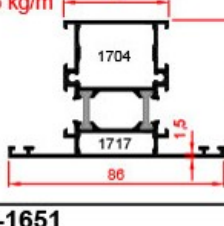
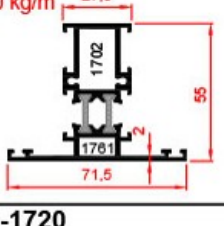
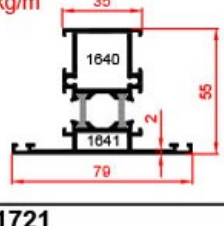
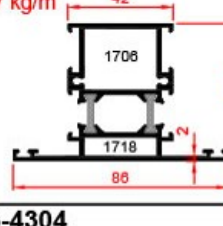
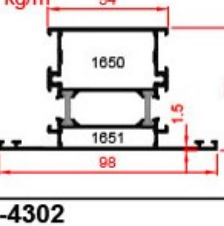
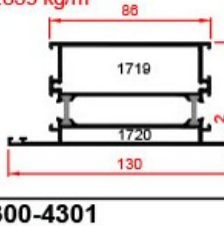
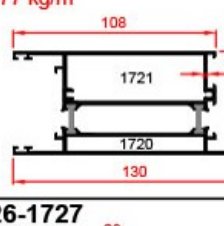
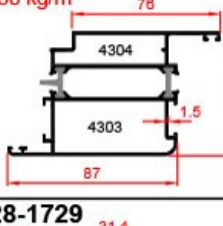
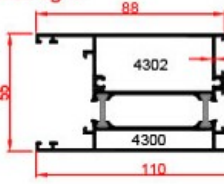
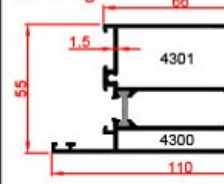
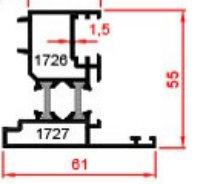
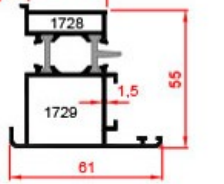


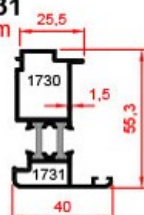
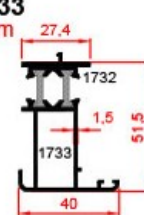
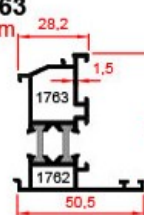
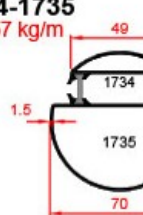
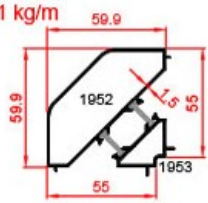
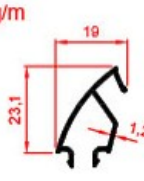
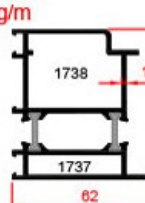
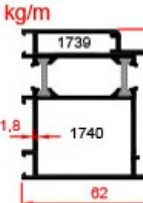
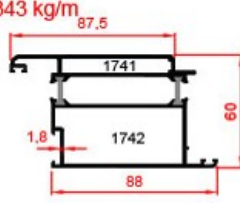
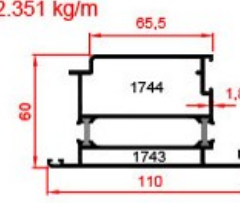
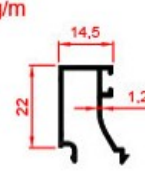
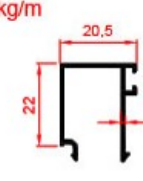
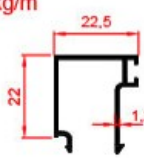
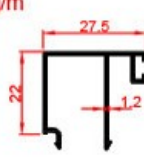
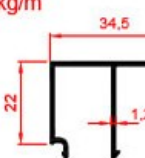
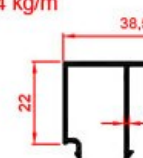



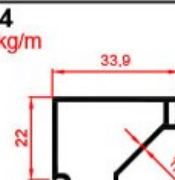
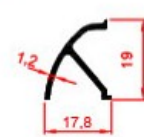
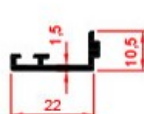
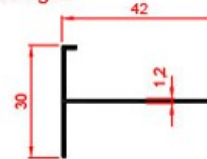
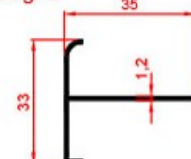
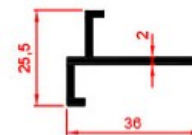
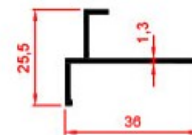
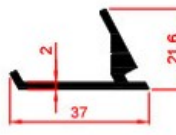
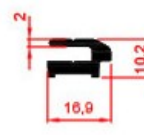
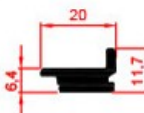
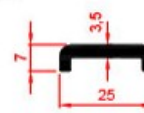

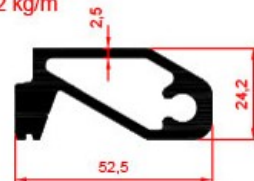


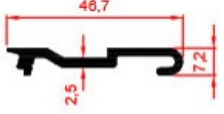
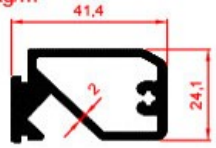
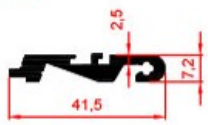
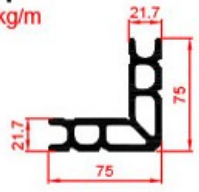
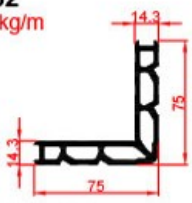
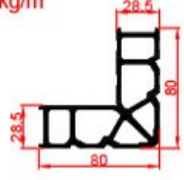
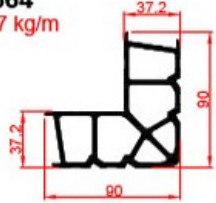
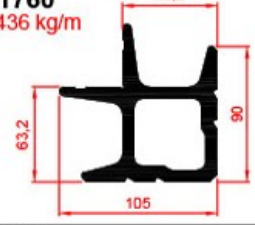
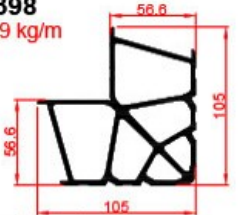
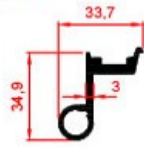
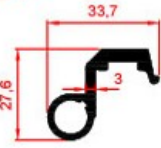

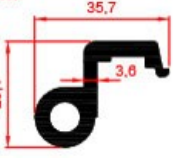
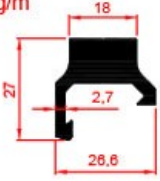
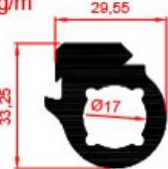

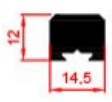
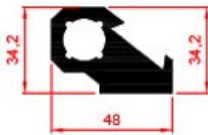
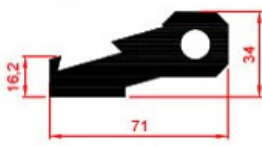
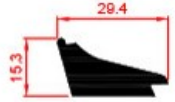
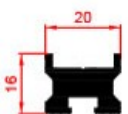


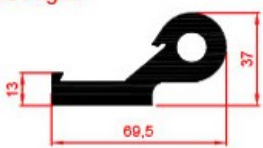

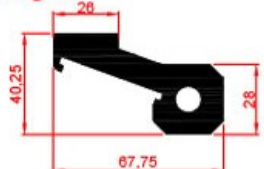


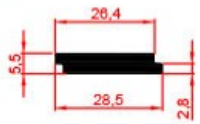
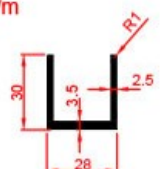
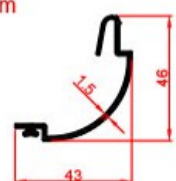
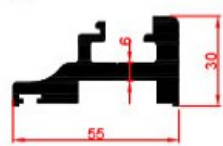
SİSTEMLER KATOLOĞU



İZO WD 55 SERİSİ

1700-1701 1.344 kg/m 	1702-1703 1.524 kg/m 	1704-1705 1.582 kg/m 	1706-1707 1.849 kg/m 
1700-1768 1.262 kg/m 	1702-1770 1.421 kg/m 	1704-1769 1.502 kg/m 	1706-1771 1.737 kg/m 
2288-1771 2.057 kg/m 	2288-1707 2.165 kg/m 	5393-1769 1.660 kg/m 	1708-1709 1.345 kg/m 
1710-1711 1.569 kg/m 	1712-1713 1.589 kg/m 	1714-1715 1.884 kg/m 	1642-1643 1.550 kg/m 
3944-3945 1.760 kg/m 	1724-1725 2.515 kg/m 	1950-1951 2.616 kg/m 	1700-1716 1.377 kg/m 
1704-1717 1.615 kg/m 	1702-1761 1.560 kg/m 	1640-1641 1.735 kg/m 	1706-1718 1.877 kg/m 
1650-1651 1.811 kg/m 	1719-1720 2.839 kg/m 	1720-1721 2.977 kg/m 	4303-4304 2.080 kg/m 
4300-4302 2.163 kg/m 	4300-4301 2.041 kg/m 	1726-1727 1.337 kg/m 	1728-1729 1.321 kg/m 

1730-1731 1.014 kg/m 	1732-1733 1.019 kg/m 	1762-1763 1.132 kg/m 	1734-1735 1.457 kg/m 
1952-1953 1.391 kg/m 	1736 0.222 kg/m 	1737-1738 1.652 kg/m 	1739-1740 1.661 kg/m 
1741-1742 2.343 kg/m 	1743-1744 2.351 kg/m 	1698 0.252 kg/m 	1699 0.262 kg/m 
1745 0.271 kg/m 	2236 0.308 kg/m 	1747 0.331 kg/m 	1749 0.344 kg/m 
1746 0.258 kg/m 	1748 0.317 kg/m 	1750 0.330 kg/m 	1684 0.326 kg/m 
7021 0.140 kg/m 	1772 0.176 kg/m 	1035 0.239 kg/m 	1139 0.239 kg/m 
1123 0.355 kg/m 	1121 0.232 kg/m 	1011 0.402 kg/m 	1767 0.263 kg/m 
1764 0.312 kg/m 	1754 0.285 kg/m 	1755 0.234 kg/m 	1766 1.352 kg/m 

1765 0.385 kg/m 	1773 0.985 kg/m 	1774 0.480 kg/m 	1661 3.688 kg/m  <p>1640,1641,1642,1643 nolu profillerin köşe takozu</p>
1662 2.591 kg/m  <p>(1756 nin ekonomik alanı)</p>	1663 3.578 kg/m  <p>(1757 nin ekonomik alanı)</p>	1664 4.127 kg/m  <p>(1758 in ekonomik alanı)</p>	1760 8.436 kg/m 
1398 5.089 kg/m  <p>(1759 un ekonomik alanı)</p>	1752 0.640 kg/m 	1753 0.565 kg/m 	1682 0.811 kg/m 
1683 0.815 kg/m 	2138 0.823 kg/m 	2139 1.438 kg/m 	2155 0.333 kg/m 
2154 0.422 kg/m 	2150 2.218 kg/m 	2151 3.437 kg/m 	462 0.638 kg/m 
2140 0.539 kg/m 	464 0.754 kg/m 	461 1.923 kg/m 	463 2.701 kg/m 
491 2.119 kg/m 	482 3.143 kg/m 	483 0.604 kg/m 	484 2.469 kg/m 
485 0.392 kg/m 	1722 0.623 kg/m 	1911 0.425 kg/m 	2052 1.724 kg/m 

1704,1706,1717,1718,1783 ve 2096 nolu profiller ile çalışır.