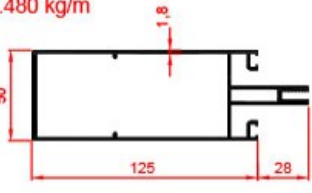
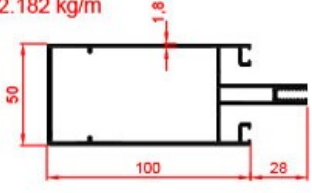
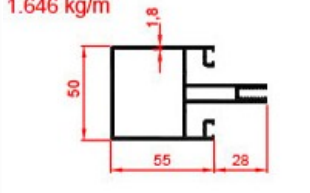
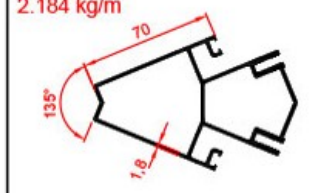
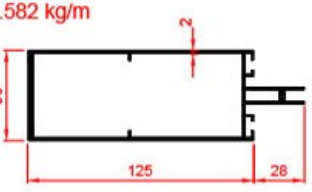
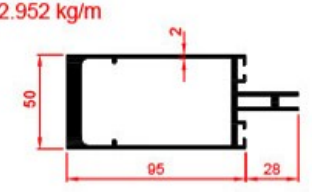
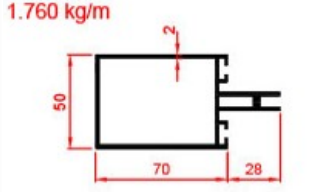
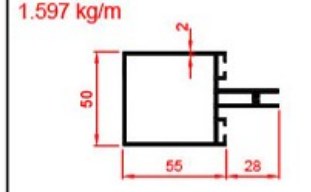
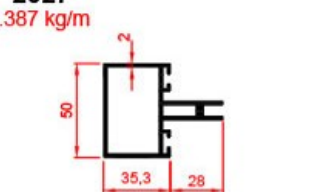
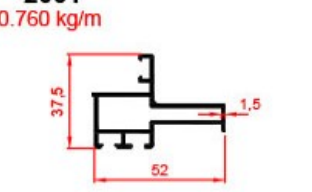


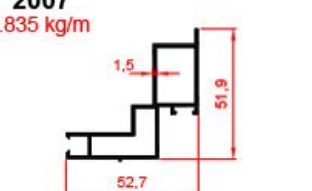

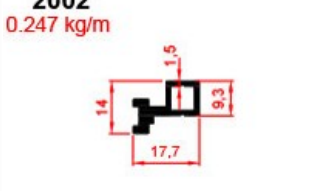
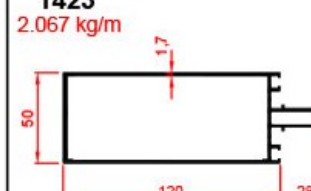
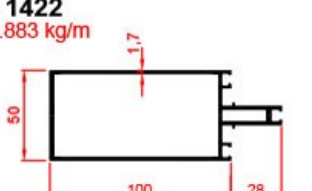
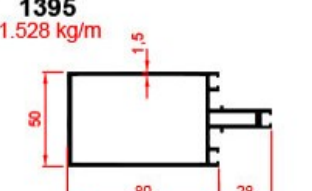
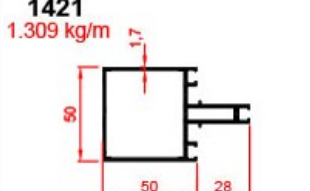

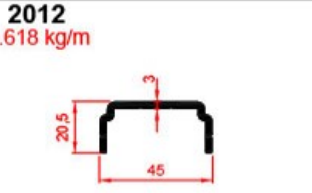
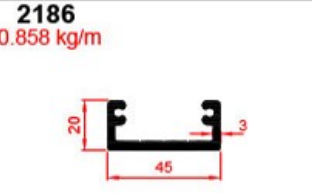
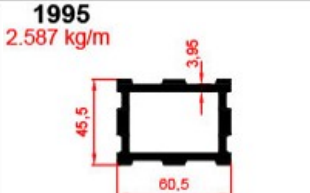
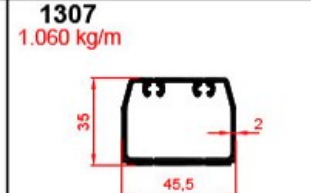
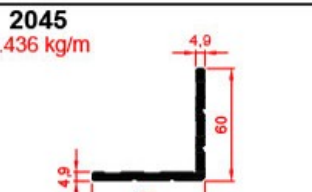
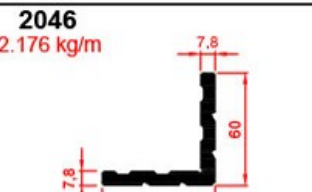
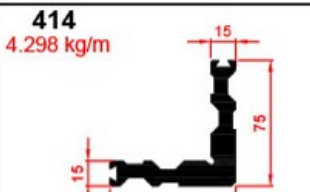
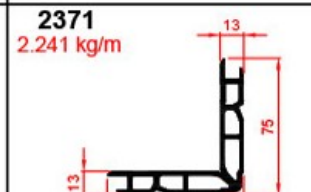
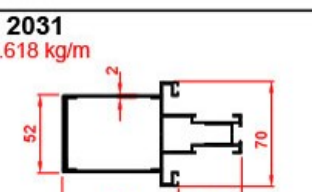
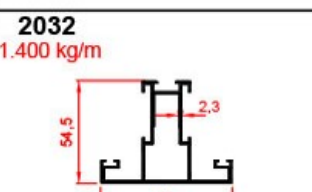
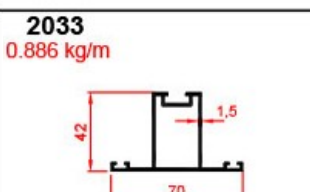




SİSTEMLER KATOLOĞU



SİLİKON CEPHE SERİSİ

850 2.480 kg/m 	851 2.182 kg/m 	852 1.646 kg/m 	1989 2.184 kg/m 
1998 2.582 kg/m 	1999 2.952 kg/m 	2000 1.760 kg/m 	1994 1.597 kg/m 
2027 1.387 kg/m 	2001 0.760 kg/m 	2008 0.653 kg/m 	2010 0.807 kg/m 
2007 0.835 kg/m 	2003 0.192 kg/m 	2002 0.247 kg/m 	1423 2.067 kg/m 
1422 1.883 kg/m 	1395 1.528 kg/m 	1421 1.309 kg/m 	1424 1.008 kg/m 
2012 0.618 kg/m 	2186 0.858 kg/m 	1995 2.587 kg/m 	1307 1.060 kg/m 
2045 1.436 kg/m 	2046 2.176 kg/m 	414 4.298 kg/m 	2371 2.241 kg/m 
2031 2.618 kg/m 	2032 1.400 kg/m 	2033 0.886 kg/m 	2034 0.900 kg/m 